

7TH GRADE ELA
WEDNESDAY, MARCH 27TH

1. Achieve 3000:
 - ~*Abuzz Over Bees*
 - ~*The Buzz About Bees*
2. Expository Writing Notes
3. BEES: Expository Writing Prompt & Passage Packet

BOOK FAIR IS COMING

ACHIEVE 3000

- Add today's TWO article titles to your NEW 4th quarter tracker:
 1. *Abuzz Over Bees*
 2. *The Buzz About Bees*
- These 2 articles will complete your 4 articles about BEES for the Expository Writing Prompt!
- Please do your best...last articles of the month 😊 Lexile adjustments coming !!



EXPOSITORY WRITING NOTES

The *How and Why* of Writing
an Informational Essay

WHAT IS EXPOSITORY WRITING?

- ◉ Expository writing is defined as presenting reasons, explanations, or steps in a process
- ◉ Informational writing
- ◉ An expository essay should follow a logical sequence & have three different main points
- ◉ Logic & coherence is the main focus of an expository essay

HOW IS IT DIFFERENT FROM OTHER TYPES OF WRITING?

- ◉ Expository writing **does not tell a story**
- ◉ Expository writing **does not persuade a reader but only gives facts and reasons**
- ◉ However, expository writing **can also give the steps of a process**

EXPOSITORY WRITING

- ◉ First engage your reader with a strong lead.
- ◉ Introductions of an expository should include the main idea & what the essay is about
- ◉ The three main reasons supporting this main idea should also be included in the introduction—your **THESIS STATEMENT.**

THERE ARE FIVE ELEMENTS OF EXPOSITORY WRITING

- ◉ Organization
- ◉ Topic Sentence, Thesis Statement, Subtopics
- ◉ Transitions
- ◉ Evidence & Examples
- ◉ Conclusion

ELEMENT 1: ORGANIZATION

- ◉ When you organize an essay it needs to follow a logical sequence.
- ◉ Like a novel: beginning of the book, middle of the book, end of the book.
- ◉ 2/3/1: 2nd best idea, 3rd best idea, best idea—save the best for last 😊
- ◉ Directions:
 - ◉ 1st step, 2nd step, 3rd step.



ORGANIZATION EXAMPLE

◎ Topic: Bicycle Safety Rules

Idea 1: Wear a Helmet

-every time you ride.

-fasten correctly.

Idea 2: Stop & Look

-at every corner

-near alleys/driveways

Idea 3: Bike in Safe Areas

-with a friend/adult

-during the day.



ELEMENT 2: TOPIC SENTENCES, THESIS STATEMENTS, AND SUBTOPIC: THE HEART

Thesis: a statement discussing the topic of your paper.


Subtopics: the main ideas that support your thesis.

Topic Sentences: a statement that discusses the topic of each paragraph.




THESIS

- Although my family and I have taken many vacations, none was more exciting than a trip to the Grand Canyon.



SUBTOPICS

- The Grand Canyon was a great place to visit because of the spectacular views, the challenging hike to the bottom, and the time we had to bond as a family.



TOPIC SENTENCE

The Grand Canyon offered
spectacular views like I had never
seen before.




ELEMENT 3: TRANSITIONS

- Like shifting from one gear to the next in a car, a transition shifts from one paragraph to the next. It is the glue of an essay.



TRANSITION EXAMPLE



Paragraph One:

The expansive views at the Grand Canyon makes you feel small. You can see clearly the layers of rock and the Colorado River snaking through the valley below. The blue sky and the white clouds create an amazing contrast.

Transition:

The view from the top of the Grand Canyon is breathtaking but the hike down to the bottom is breathtaking for a different reason.

ELEMENT 4: EVIDENCE & EXAMPLES

Your evidence **is the meat of the essay.** You need to prove what you know.

Remember the E's:

- **E**xamples
- **E**xplanations
- **E**vidence
- **E**laboration



EVIDENCE EXAMPLE



Topic Sentence: If you look carefully, you may discover unsafe conditions around the house.

Evidence: Get rid of old rags, papers, trash, and chemicals.

Are your hallways well lit?

Make sure all bolts on doors are firmly attached.

Then...ELABORATE!! Why? What will that do? How will that help? What do you mean?

ELEMENT 5: CONCLUSION

- ◎ Conclusions restate your thesis as well as subtopics (reasons), & remind your reader what you wrote about.
- ◎ They wrap up your writing leaving the reader with a sense of satisfaction.



CONCLUSION EXAMPLE



The Grand Canyon was the best family vacation experience I've had. We were able to bond as family in way that we hadn't on other family vacations. The spectacular views from the South Rim take your breathe away and make it worth the arduous hike down into the valley. More than five million people a year choose the Grand Canyon as their vacation destination, that many people can't be wrong!

EDITING YOUR ESSAY

- Check that you have all the elements of an expository essay:
 - Reasons
 - Details
 - Transition words
 - Conclusion that restates your topic
 - Correct grammar/usage
 - Coherence, logic & clear writing

WASHI THE QUICK NOTES...

- ◉ Washi tape your quick notes on Expository Writing on the next clean page.
- ◉ Review all of your writing notes as often as possible between now & Tuesday!
- ◉ Speaking of Tuesday...testing room locations!!

LOTS MORE TO WASHI...

- ◉ For each item, title & date the page in your comp. book & add to your table of contents:
- ◉ Bee Essay—Sources #1-#4
- ◉ Bee Essay—Source #5
- ◉ Expository Writing Prompt: BEES